



# Forest Syringe, HVE and SE Sterilization Operator's Guide


Affordable Excellence + Designer Friendly®

 **User Responsibility** Read this guide thoroughly, including all regulatory information and product specifications before use.


**Intended Use** A dental delivery system is intended to serve as a base as well as supply air and water for other dental devices in a dental office environment. There are no contraindications for this product which conflict with EU direction.

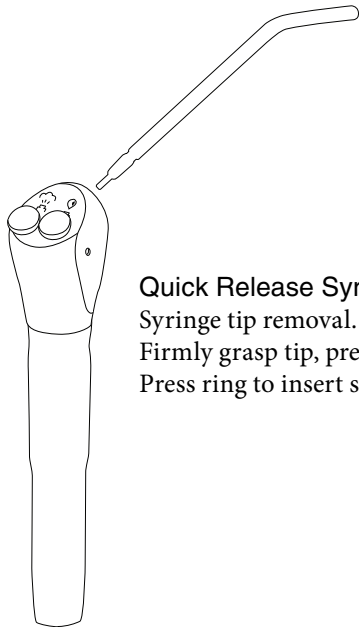
**Expected Service Life** With proper maintenance and service, Forest Dental products are designed for a defined "service life" under normal use (based on approximately 50 patients per week) of 15 years from the date of manufacture, with the exception of serviceable components. Some components may become obsolete due to changes in technology or due to product improvements and may necessitate product updates or upgrades. At the end of the defined service life, all products require examination by a trained service technician prior to continued use. Following this, additional examinations are required every 5 years.

 **CAUTION:** Federal law restricts this device to sale by or on the order of a dental practitioner licensed by the law of the State in which he/she practices to use or order the use of the device.

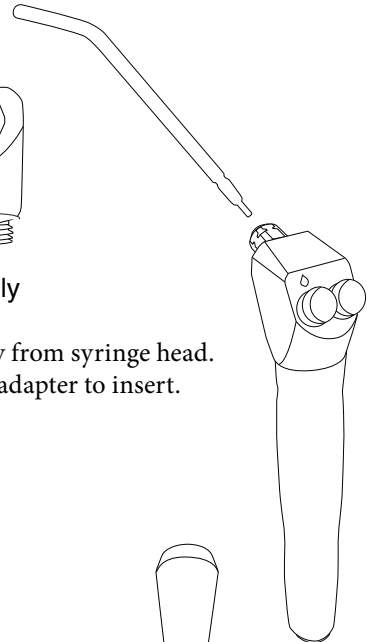
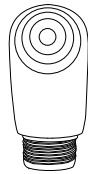
 **WARNING:** Operation of delivery system ancillary devices may cause electromagnetic interference with other devices in the immediate vicinity. In the event of an emergency, disconnect power to the dental system.

## Service & Maintenance

 **WARNING:** Forest syringe tips are only for use with Forest syringes. Be sure to rinse all pre-autoclave cleaning agents from components prior to sterilization. Sterilize Syringe tips, HVE body, SE body and tip in steam autoclave; 4 minutes dwell time at 273°F (134°C).




**Quick Release Syringe Assembly**  
Syringe tip removal.  
Firmly grasp tip, press ring and pull away to release tip.  
Press ring to insert sterilized tip.



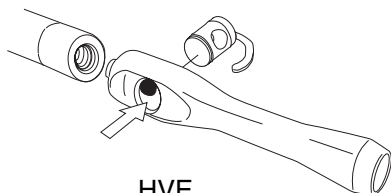
**Forestar-3 Syringe Assembly**  
Syringe tip removal.  
Firmly grasp tip and pull away from syringe head.  
Push sterilized tip into barrel adapter to insert.

The aluminum body, spool (removed), viton o-rings & SE flexible tip may be autoclaved. Aluminum quick disconnect swivel remains on the tubing.

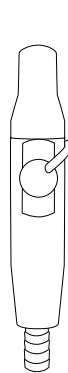
**Lubrication:** Spool can be lubricated with a small amount of silicone lubricant to allow spool to move freely and prevent premature aging of o-ring.



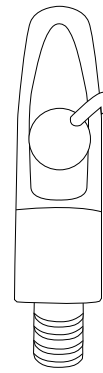
SE



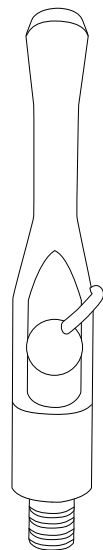
HVE



SE






Standard HVE



Universal HVE


**Alert Symbols** The safety notices associated with the following should be given special attention when they appear in maintenance, operating and emergency procedures in the guide.

-  CAUTION indicates that a particular procedure or precaution must be followed to avoid system irregularity or possible damage to the product.
-  NOTE indicates special information to improve the ease of maintaining the product, or to clarify important information.
-  WARNING indicates that the personal safety of the patient, end user or technician could be compromised by disregarding the WARNING. Not following instructions may result in an injury.

**Contraindications** There are no contraindications for this product.

**Barrier Technique** Forest recommends the barrier technique to protect the finish and appearance of your dental equipment. Disposable barrier protectors should be used wherever possible to preserve the appearance and life of your equipment.

## Chemical Disinfection

 CAUTION: Forest does not recommend any chemical disinfectants for all carbon fiber finish and surface cleaning. If you choose to use chemical disinfectants, we strongly recommend you wipe down the equipment with mild soap and water after use to reduce the harmful effects that chemical residues leave behind. Daily washing with mild soap and water is recommended. For additional information regarding infection control, we recommend you contact the American Dental Association or visit their website, [www.ada.org](http://www.ada.org)

## Compliant With EU Directives

93/42/EEC MDD  
2002/96/EC WEEE  
2011/65/EU RoHS



Disposal of medical equipment should be performed in accordance with national and local regulations.

Forest Dental Products, Inc. has a quality system certified by LNE/G-med to be compliant with the requirements of ISO 13485:2003 (Certificate #7528).

## Warranty

Forest warrants its products to be free from defects in material and workmanship only. No other warranties are expressed or implied. This warranty shall extend for five years unless otherwise stated. Written notice of breach must be given to Forest within this period. Buyer's remedy for breach of this warranty is limited to repair parts or replacement of items by Forest. Factory repairs are covered for a period of 90 days. No claim for labor or consequential damages or freight will be allowed. Forest is not responsible for ensuring equipment or installation conformity to local code or regulatory requirements. Check with local code or regulatory requirements before purchase and installation of all Forest product. Field modifications that alter the electrical and /or mechanical safety of Forest products conflict with agency construction file requirements and are not sanctioned by Forest.

## Warranty is void if:

Items are carelessly used or improperly maintained or installed. Damage results from using cleaning, disinfecting or sterilization chemicals and processes. Damage is the result of freight damage and as such claims must be filed with the carrier by dealer. Warranty term exceptions cover items that are normally expected service items and items not covered by Forest's warranty: Handpiece illumination tubings, heated syringe tubings & assemblies and light bulbs are warranted for six months. Power supplies, syringe buttons, HVE & SE valves are warranted for one year. Water bottles, gas springs and handpiece tubings are warranted for two years. Air & Water tubing connectors (T's), Distribution Block, Master Control Block, Flow Valves, 7000 Chassis are warranted for a maximum of 20 years. Bien-Air handpiece motors, Satelec scaler and Cavitron are covered under manufacturer's warranty. Two year upholstery warranty, excluding wear and tear. Installation of ancillary devices are warranted for two years.

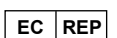


Forest Dental Products Inc. 

Address 6200 ne cherry drive hillsboro oregon 97124 • USA

Phone 800 . 423 . 3555 • 503 . 640 . 3012 | Fax 503 . 693 . 9715 | Digital [sales@forestdental.com](mailto:sales@forestdental.com) • [forestdental.com](http://forestdental.com)

Authorized Representative: Emergo Europe • prinsessegracht 20 | 2514 ap the hague | the netherlands



 Conformity Assessment:  
0459 Medical Device Directive Annex V

5.25.2017 • 0097-392 • Rev. - • 2 of 2